

## Selection diagram



## Code structure

**Attention!** The feasibility of a code number does not mean the effective availability of a product. Please contact our sales office.

## E2 1RJ459AAK

## Fixing ring and shaped ring

1	Plastic ring (standard)
2	Plastic fixing ring and shaped ring
3	Metal ring
4	Metal fixing ring and shaped ring

## External bezel colour

1	black (standard)
9	satin chrome (standard)

## Rear connection

AK	integrated RJ45 female socket
N1	Output with PVC cable (length 1 m) and RJ45 male connector
N1.5	Output with PVC cable (length 1.5 m) and RJ45 male connector
N2.5	Output with PVC cable (length 2.5 m) and RJ45 male connector

## Front connection

A	integrated RJ45 female socket
---	-------------------------------



### Main features

- RJ45 connectors
- Protection degree IP67
- Version with socket/socket
- Version with socket / cable with male connector

### Quality marks:



UL approval: E131787  
EAC approval: RU C-IT ДМ94.В.01024

### Technical data

#### General data

Connections:	RJ45
Data transmission speed:	1 Gb/s category 5e
Protection degree:	IP67 acc. to EN 60529 (with closed cap)
Ambient temperature:	-25°C ... +70°C
Tightening torque of the ring:	2 ... 2.5 Nm
Utilization requirements:	See page 139

#### In compliance with standards:

IEC 60947-1, IEC 60947-5-1, IEC 60204-1, EN 60947-1, EN 60947-5-1, EN 60204-1, UL 508, CSA 22-2 No. 14

#### Compliance with the requirements of:

Low Voltage Directive 2014/35/EU, EMC Directive 2014/30/EU.

### Features approved by UL

Ratings: 30 Vac, 1.5 A  
(Supplied by class 2 or limited energy external power supply source)

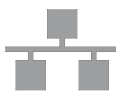
Tightening torque 2.0 Nm

With port cover in open position "For Use on a Flat Surface of a Type 1", with port cover in close position "For Use on a Flat Surface of a Type 1, 4X, 12 and 13".

Please contact our technical department for the list of approved products.

### General data

#### RJ45



The network socket uses RJ45 connectors, for Ethernet networks. Its particular structure makes it possible to bring the Ethernet connection outside the electrical panel, without necessarily needing it to be opened.

#### Metal fixing ring

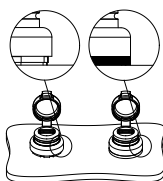


The fixing ring in metal is particularly suitable for those applications which require tighter fitting of the panel-mounted device, such as for example in metal panels having holes without reference notches.

#### Protection degree IP67

**IP67** These devices are designed to be used in the toughest environmental conditions and they pass the IP67 immersion test acc. to EN 60529. They can therefore be used in all environments where maximum protection degree of the housing is required.

#### Shaped ring



The shaped ring can be used when no plate holder or other devices are applied; it prevents dirt and other residues from settling between the connector and the panel or housing. This turns out to be particularly useful in the sectors where high standards of cleanness and hygiene are required.

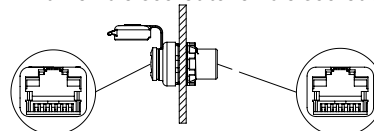
#### Integrated protection cap

The protection cap integrated in the device ensures maximum resistance, preventing any water or dirt to get inside. The cap remains attached to the device even when it is not fastened, avoiding it to get lost; besides, its design allows the mounting of label holders.

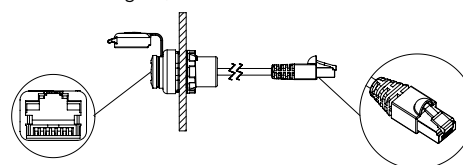
### Versions with socket and with cable

For making device installation flexible and suitable for any situation there are two versions available:

- with female socket-to-female socket connection



- with female socket / cable with male connector (available in different lengths)



### Dimensions

All measures in the drawings are in mm

